


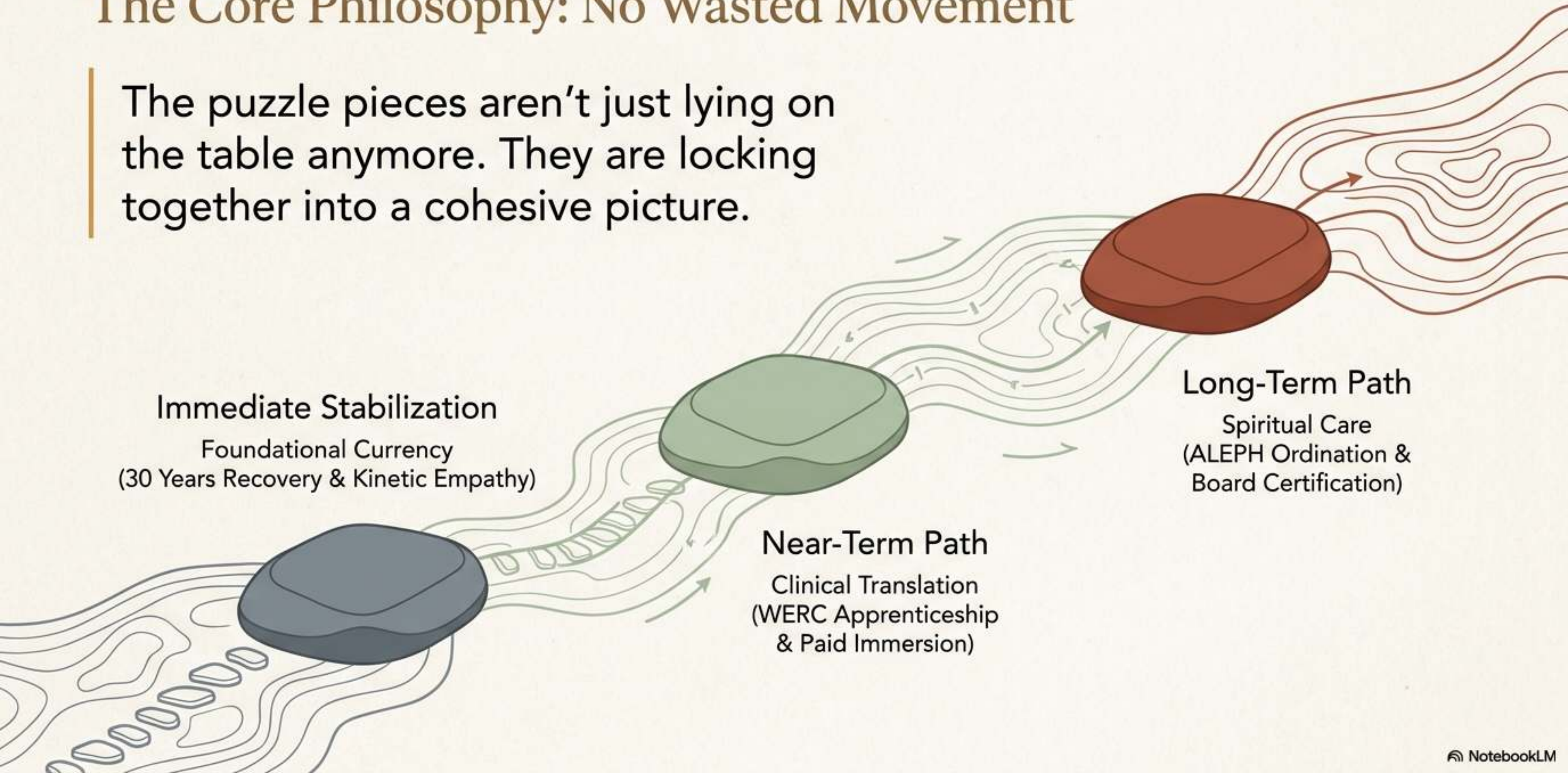
# The Path Forward: From Lived Wisdom to Spiritual Care

A Strategic Roadmap for  
Coby's Journey into  
Professional Chaplaincy

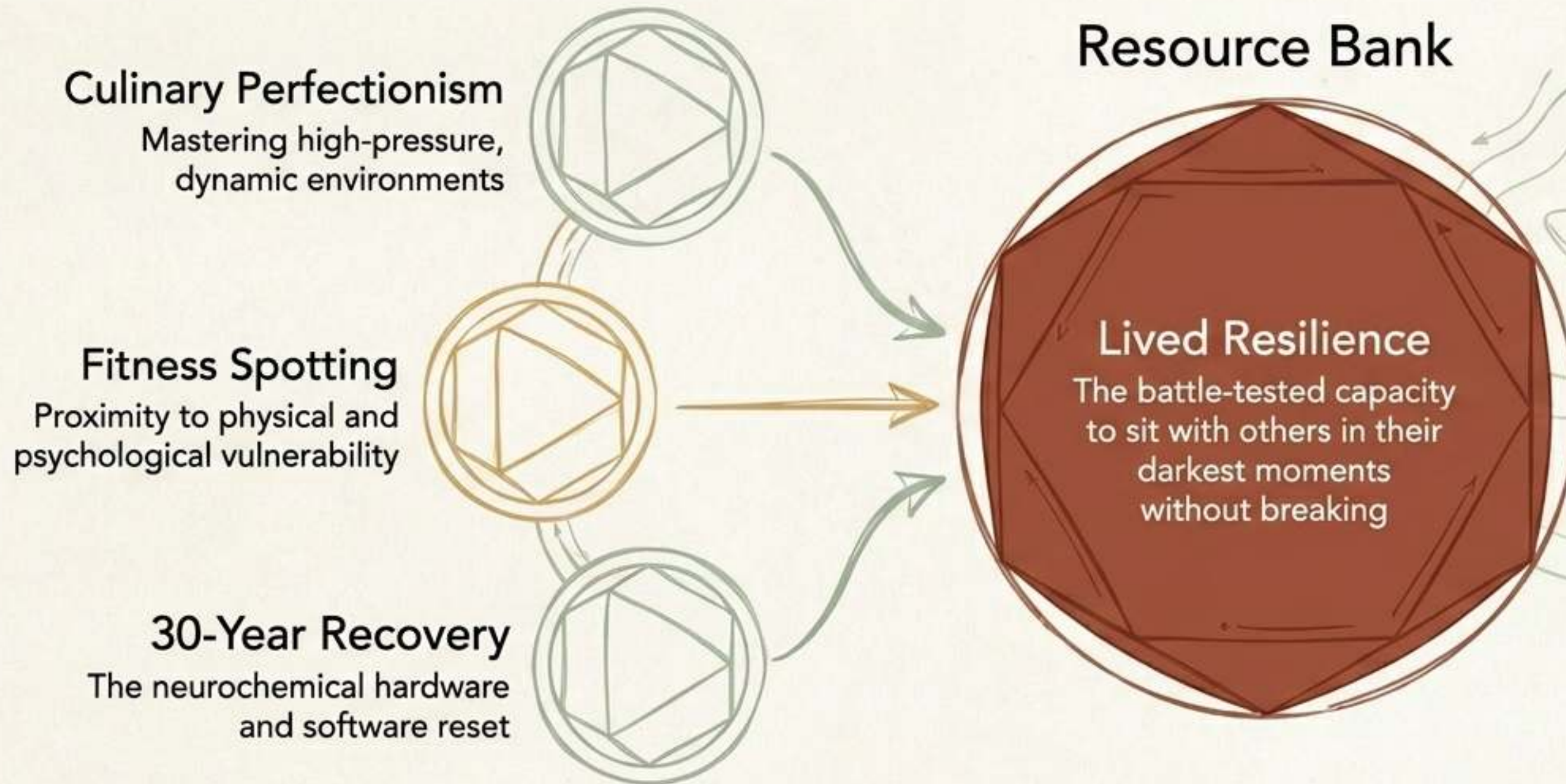


# The Core Philosophy: No Wasted Movement

The puzzle pieces aren't just lying on the table anymore. They are locking together into a cohesive picture.

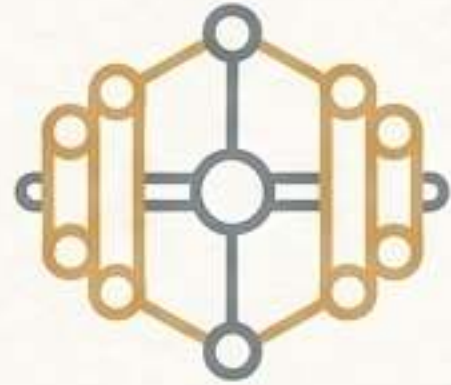


# Phase 1: Your Foundational Currency



Your history is not a malfunction. It is the exact cellular wisdom necessary for the rigors of professional spiritual care.

# The Mechanics of Kinetic Empathy



## The Gym Floor

Spotting the Physical Weight

Correcting a deadlift, watching a spine round, providing immediate mechanical support.



## The Hospital Ward

Spotting the Psychological Weight

Reading body language, validating raw grief, providing real-time psychological support.

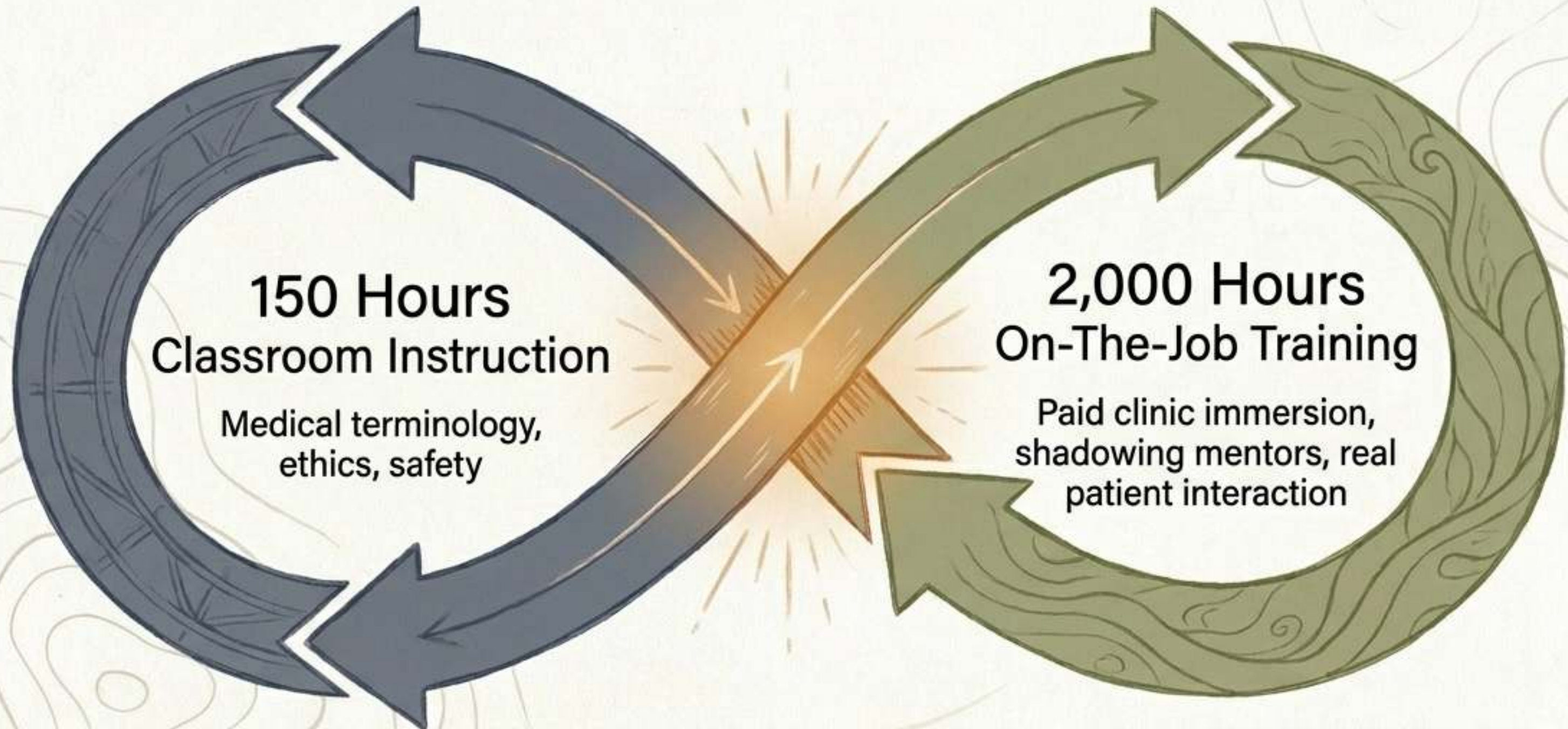
*You don't master the mechanics of human support by reading a whiteboard. You master it on the floor.*

# Phase 2: Bypassing the Academic Bottleneck



By leveraging lived experience as a prerequisite, this 120-hour sprint bypasses a 2-year academic slog. In the time it takes to work a few weeks full-time, you earn the credential to enter the room with patients in crisis.

# The WERC Care Navigator Apprenticeship



**Stop paying to learn. Start getting paid to learn.** This mirrors the exact kinetic feedback loop utilized in high-level fitness training.

# Redefining the Work: Bureaucracy as Pastoral Care

## THE MYTH

Care navigation is a windowless desk job fighting insurance companies and drowning in forms.

## THE REALITY

Advocacy is the intervention. Alleviating the psychological terror of a labyrinthine medical system for an overwhelmed patient is a profound act of pastoral care.

## Core Tool

Motivational Interviewing (MI)

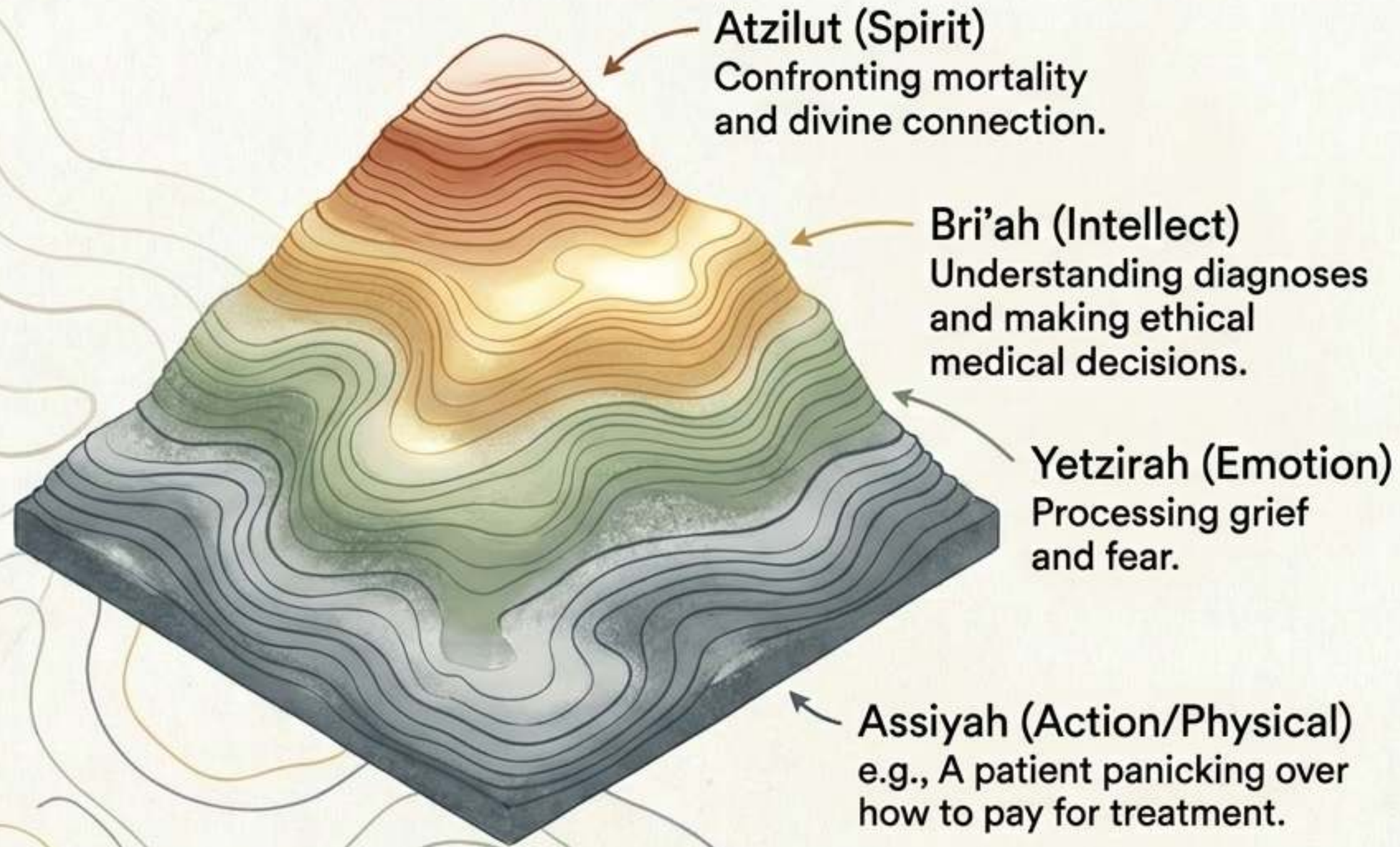
Guiding behavioral change and providing complex care coordination without triggering psychological resistance.

# Phase 3: The ALEPH Rabbinic Pastor Program

	Traditional Path	<b>ALEPH Path</b>
Focus	Dry Talmudic Law & Legal Study	Pastoral Care, Healing, & Ritual Craft
Target Cohort	Young academics	Mature adults with profound lived callings
Methodology	Textual theory	Applied mysticism, Deep Ecumenism, and the Four Worlds curriculum

A 34-unit (4-year equivalent) rigorous graduate program tailored specifically for the chaplaincy track, free of wasted academic friction.

# The “Four Worlds” of Spiritual Care




**You must meet the  
patient exactly  
where they are.**

**If their crisis is in  
Assiyah (physical  
survival), you cannot  
intervene with  
Atzilut (theology).**

# Hashpa'ah & The Ultimate Spotter

**The Mashpia**  
(Spiritual Guide)



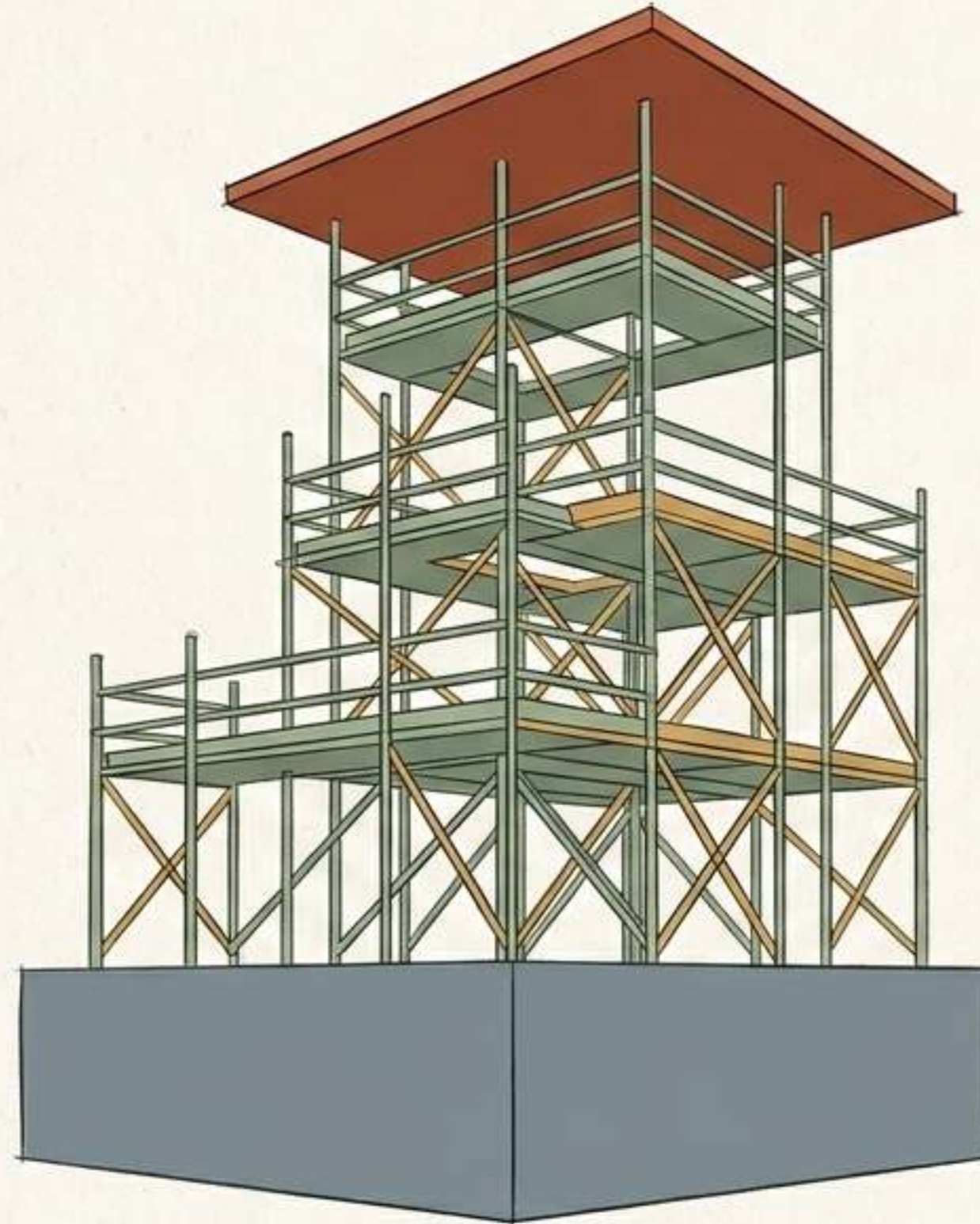
**The Student**  
(Ongoing Explorer)



RECIPROCAL ACCOUNTABILITY

*Hashpa'ah* is the art of reframing the human experience through a transcendent lens. ALEPH requires the student to be in an ongoing formal Hashpa'ah relationship. You cannot guide someone into the psychological depths if you are not actively exploring your own.

# The Crucible: Clinical Pastoral Education (CPE)



## The Result

### Spiritual Focus

Because the clinical shock is neutralized by prior experience, the focus remains entirely on spiritual mechanics.

## The Structure

### The 'Verbatim' Peer Group


Stripping away pastoral ego through rigorous, word-for-word peer review.

## The Foundation

### 2,000 WERC Care Navigator Hours

Provides clinical immunity to the sensory shock, alarms, and raw grief of the hospital ward.

# The Horizon: Board Certification



The gold standard credential (AJRCA / APC / NAJC) required to be hired as a staff chaplain in Joint Commission-accredited hospitals and hospices.

# Synthesis: The Complete Trajectory



A rigorous, 5-step ascent with absolute clarity and zero wasted movement.

What if your greatest spiritual credential isn't the board certification you will eventually earn? What if your absolute greatest credential is the profound, battle-tested, lived resilience you already possess?